

Optimisation and integration of ground vehicle systems

M. Gobbi¹, I. Haque², P.Y. Papalambros³, G. Mastinu¹,

SUMMARY

The article deals with the optimal design of ground vehicles and their subsystems, with particular reference to ‘active’ safety and comfort. A review of state-of-the-art optimization methods for solving vehicle system design problems, including the integration of electronic controls, is given, thus further encouraging the use of such methods as standard tools for automotive engineers. Particular attention is devoted to the class of methods pertaining to complex system design optimization, as well as approaches for the optimal design of complex systems under uncertainty. Some examples of design optimisations are given in the fields of vehicle system dynamics, powertrain/internal combustion engine design, active safety and ride comfort, vehicle system design and lightweight structures, advanced automotive electronics, and smart vehicles.

INTRODUCTION

In the extant literature, the design process has been described in many ways [61, 67]. Here we assume that this process is composed by four stages, namely *conceptual design* (determines the principle of a design solution), *preliminary design* (verifies if the conceptual design complies with physical laws), *embodiment design* (the design is physically instantiated), and *detail design* (refines the results of the previous stage). We assume that, after the conceptual design stage, design optimisation can be performed based on the methods presented in the paper. Additionally, we assume that suitable mathematical models are available for establishing the relationships (in general complex) between *design variables* and *performance indices* [76, 80]. Performance indices can be computed by means of the *objective functions*. Given the validated model, the designer is often charged with the task of finding “one design solution” by changing a number of model parameters. The methods presented in the article allow one to achieve (or to approach as much as possible) the values of the performance indices required by the designer. The problem that arises in such a

¹ Department of Mechanical Engineering, Politecnico di Milano (Technical University), Via La Masa, 34, I-20156 Milan, ITALY (Corresponding Author’s e-mail: massimiliano.gobbi@polimi.it)

² Department of Mechanical Engineering, Clemson University, 106-B Fluor Daniel Building, Clemson, SC 29634-0921, USA.

³ Optimal Design Laboratory, The University of Michigan, 2250 G.G. Brown Building, Ann Arbor, MI 48109, USA.

context is that often the designer is not aware of the possible performances of the system under consideration and he is not able to start the optimisation process by setting the numerical values of performance indices. So the designer's activity undergoes iterations between an analysis stage, in which the relationships between parameters, performance indices and inherent design limitations are assessed, and a synthesis stage, in which the possible and desired performances are obtained by a proper parameter setting. This iteration between analysis of the problem and synthesis of a solution is common to many methods of design theory [61, 80].

Optimisation methods may not be employed in practice due to the inherent complexity of many practical problems, which make a mathematical formulation based on optimisation theory impossible or ineffective. Increases in modelling and computational capabilities are making optimization more attractive, so that new design solutions will be obtained based on a rigorous mathematical formulation as well as on the designers' *ex-tempore* inventions.

A very important issue of modern optimisation is that the designer is made aware of why and how a solution set is optimal, i.e. an insight into the design problem is provided during the optimisation process [78].

After a brief presentation of complex system design methods, we present examples of optimal designs performed in the field of vehicle system dynamics, powertrain/internal combustion engine design, active safety and ride comfort, vehicle system design and lightweight structures, advanced automotive electronics, and smart vehicles.

1. BASICS

In this section some basic concepts of optimisation theory are reviewed. The interested reader may refer to [80, 76, 3, 81, 67] for an in-depth documentation on these topics. It is assumed that an accurate (validated) mathematical model of the system under optimisation is available.

1.1 Formulation of the optimisation problem

The majority of engineering problems involve a constrained optimization formulation, that is, the task of minimising (or maximising) a vector of objective functions (performance indices) subject to different types of constraints. Objective functions and constraints must be quantifiably expressed as functions (f , g) of the design variables x .

Find

$$\begin{aligned}
& \min_{x \in R^n} f(x) \\
& h_j(x) = 0, \quad j = 1, \dots, m_1 \\
& g_i(x) \leq 0, \quad i = 1, \dots, m_2 \\
& x \in X
\end{aligned} \tag{1}$$

where f is the objective function vector, x is the vector of the design variables, X is the definition domain of x , and h_j, g_i are equality and inequality constraints, respectively. The set X can represent certain ranges of real values or certain types, such as integer or “standard” values, which are very often used in design specifications [80, 76]. Should a maximisation problem occur, (i.e. $\max f(x)$), the vector function $f(x)$ could be re-written as $-f(x)$ or $1/f(x)$ and formulation (1) could be still used [3].

Several methods exist for converting the multi-objective formulation into one with a scalar objective function that can be solved with the usual single objective optimization methods, typically using some sort of weighting function. The shortcoming of such scalarisation is that the designer must include subjective information and preferences *a priori*. Additionally, some optimal solutions can be unattainable for non convex problems (see [80, 76]).

The most common and rigorous approach is to define as *efficient solutions* (and then select) those (and only those) solutions that improve at least one objective function and worsen at least one of the others. Under this assumption the set of efficient solutions constitutes the Pareto-optimal set [67, 75, 72]. The disadvantage of this approach is that generating Pareto-optimal sets is generally computationally expensive.

The Pareto-optimal solutions are defined mathematically as follows. Given the minimisation problem (1) with k objective functions and n design variables, a solution x_i is Pareto-optimal if there is no solution x_j such that

$$\begin{cases} f_m(x_j) \leq f_m(x_i) & m = 1, 2, 3, \dots, k \\ \exists l : f_l(x_j) < f_l(x_i) \end{cases} \tag{2}$$

This definition can be used to find the Pareto-optimal solutions directly [69].

1.2 The solution methods

The problem in Eq. (1) is formally a mathematical programming problem [3, 76, 80, 81]. The functions f and g in Eq. (1) can be expressed with algebraic equations or computer simulations. If the functions f and g are all linear, the problem is a linear

programming one. Otherwise, the problem is a non-linear programming one. Discrete programming refers to problems where all the design variables have only discrete values. A large class of design problem comprises mixed-discrete/continuous design variables values [81]. This type of problems is usually a challenge for the standard methods of non-linear programming. In Table 1, some of the methods for solving optimization problems are presented and compared [61]. This topic is further discussed in the following sub-sections.

Table 1. Methods for solving optimization problems (- - very bad; - poor; + good; ++ very good).

	computational efficiency		Accuracy		discrete design variables values allowed	objective functions continuous functions
	simple problem	complex problem				
Exhaustive	-	--	++ (discrete design variables values)	- (continuous design variables values)	yes	no
Uniformly distributed sequences	+	-	-		yes	no
Evolutionary algorithms	+	+	+		yes	no
Penalty methods (SUMT)	+	-	+		no	yes
Sequential Quadratic Programming	+	+	+		no	yes

Nonlinear programming

Nonlinear programming methods have been extensively studied in the literature. The reader may refer to [80, 76, 3, 81] for a detailed discussion on this topic.

Search based on uniformly distributed sequences

Within the large set of methods to find optimal solutions, the *exhaustive search method* [69] is the simplest, but it requires a huge amount of computational effort. Orthogonal arrays and low discrepancy sequences are used to reduce as much as possible the number of combinations of design variables used to explore the design variable domain [91]. In multi-dimensional spaces (more than 3 and up to 30 or 40), a low discrepancy sequence can be used to define a set of design variables combinations to be exploited to sample the objective functions domain. Low discrepancy sequences differ from pseudo-random sequences in that the points are more evenly distributed in the feasible space. See [69, 91] for a detailed description of this topic.

Evolutionary Algorithms

Two types of evolutionary algorithms are considered here, namely Genetic Algorithms and Simulated Annealing.

Genetic algorithms (GA) are suitable for finding the minimum of a function (or of a set of functions) by performing a semi-stochastic search [8, 12, 34, 39, 83, 88]. The design variable vector referring to a particular design solution is typically encoded into binary or real strings (chromosomes). GAs are based on an elitist reproduction strategy, where the strongest members of the population (design solutions) are selected for reproduction and are given the opportunity to strengthen the chromosomal (i.e., genes, namely, design variables) makeup of the next generation. Unlike many other search techniques, GAs consider multiple design solutions (a population) at each iteration.

Some comments on GAs are as follows.

- GAs work on function evaluations alone and do not require function derivatives
- GAs proceed from several points in the design variable domain (population), consequently, the method has a better probability of locating the global minimum
- GAs allow design variable spaces consisting of a mix of continuous and discrete variables
- GAs use probabilistic transition rules, not deterministic rules
- GAs can be easily implemented on parallel computers
- Computational costs are high, and good performance often requires tuning of the algorithm for the specific problem at hand.

A ranking method can be easily included to grade the population in terms of Pareto-optimality and construct a procedure able to identify the entire Pareto optimal set and not, as it occurs for standard algorithms, one single Pareto-optimal solution for each run [8, 13, 34, 88].

Simulated annealing is a heuristic search method for obtaining good solutions to difficult optimization problem. Kirkpatrick et Al. [50, 81] showed how a model of simulating the annealing process in solids as proposed by Metropolis could be used for optimization problems. Annealing is the process that refers to finding a low energy state of a solid by initially melting the substance and then lowering the temperature slowly, at high temperatures the molecules of a liquid move freely with respect to each other, if the liquid is cooled slowly, the thermal mobility is lost, the atoms are able to line themselves up and form a pure crystal structure that is completely ordered in all direction. This crystal structure corresponds to the state of minimum energy of the system.

In 1953 Metropolis [68], introduced a simple algorithm to simulate annealing process by considering a collection of atoms at a given temperature. At each iteration an atom is given a small random displacement and the resulting change in energy (δ) of the system is calculated. If the change in energy δ is < 0 , the resulting change is accepted. If the change $\delta > 0$, the change is accepted with probability $exp[\delta / (K_b T)]$, where T is the temperature and K_b is the Boltzmann constant. If a large number of iterations is carried out at each temperature, the system attains thermal equilibrium at each temperature. At thermal equilibrium the probability distribution

of the system follows the Boltzmann distribution, where the probability of the system being in a state i at temperature T is $\exp(-E_i)/(K_b T Z)$, where E_i is the energy of the state i and Z is the partition function required for normalization. The above statement expresses the idea that a system in thermal equilibrium at temperature T has its energy probabilistically distributed among all different energy state E . Even at low temperature there is a chance of system being in high energy state, therefore there is a corresponding chance for the system to get out of a local minimum energy state in favour of finding a better global one.

Kirkpatrick applied the concept proposed by Metropolis to solve combinatorial optimization problems. To apply Metropolis algorithm for other than thermodynamic process one must provide the following

- (a) A description of possible system configurations.
- (b) A generation of the random changes in the configurations.
- (c) An objective function E , whose minimization is the goal.
- (d) A control parameter T and an annealing schedule.

Global approximation

Optimization of very complex systems may require a prohibitive simulation effort, even with the most efficient techniques. In this case, the relationship between design variables and objective functions can be *globally approximated* by means of a simpler, approximate mathematical model (e.g., an artificial neural network or a piecewise quadratic function or other approximation). This approximate or surrogate model or pure numerical model is defined on the basis of a limited number of simulations (i.e., computational experiments) performed by means of the originally validated physical model of the system under consideration.

Typically the simulation time for the pure numerical model is a small fraction (1/10 to 1/10000) of the simulation time needed by the original model [73, 70].

The accuracy in the approximation of the outputs depends on the approximation model employed and the computational effort expended to build the model. The first attempts using neural networks for global approximation were reported in [35]. A comparison of different approximation methods is given in [23] and some results are shown in Table 2.

Table 2. Approximation methods. (- bad; + good; ++ very good).

	approximation domain	evaluation accuracy		tuning effort
		simple model	complex model	
Linear Interpolation	local	+	-	++
Quadratic Interpolation	local	+	-	++
Neural Networks (Radial Basis Function)	local/global	++	+	+
Neural Networks (Multi Layer Perceptron)	global	++	++	-
Statistical Approximation	global	++	+	-

Optimal design of multilevel systems

Every system is analysed at the level of complexity that corresponds to the interest of the designer. For this reason, we can identify hierarchical levels in the system definition; the system can be divided into subsystems that can be further subdivided. Analytical target cascading (ATC) is a methodology for optimal design of hierarchical multilevel systems where outputs of lower-level elements are the inputs to higher-level elements (See Fig. 1).

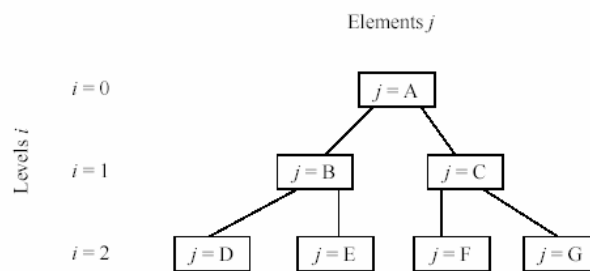


Fig. 1 Example of hierarchical multilevel system decomposition.

The objective is to identify the element interactions early in the design process, and to determine specifications that yield consistent system design with minimised deviation from design targets. The process formulates and solves a minimum deviation optimization problem for each element of the multilevel system. By solving the element optimisation problems sequentially in an iterative manner, ATC aims at minimising discrepancies between the optimal design variable values desired at elements higher in the hierarchy and response values that elements at lower levels can actually deliver [49, 80, 52, 75, 74]. In addition, if design variables are shared among some elements at the same level, their required common final optimal value is coordinated by their parent element at the level above.

1.3 Stochastic Multi-Objective Optimisation

Recently many authors have introduced procedures that combine design optimisation techniques with reliability-based design methods [87, 5, 31, 58, 53, 94]. The approach allows the designer to minimise the objective function while accounting for the influence of stochastic variations of some parameters and/or variables. Typically this involves trading (deterministic) optimality for robustness, whether in the value of the objective (robust design) or in the satisfaction of the constraints (reliable design).

In the presence of random variables and parameters, responses, such as objective and constraint value calculations, are themselves random variables, whose expected values and/or variances must be computed when solving probabilistic optimization

problems. Evaluation of probability distributions of responses can be achieved using Monte Carlo simulation, but this is a very expensive process. Thus, various approximation schemes must be used in practical situations.

A mean-value first-order second-moment approach (first-order Taylor expansion about the current design) can be adopted to estimate the mean and standard deviation of the objective functions.

When a trained artificial neural network is used to compute model responses (see Section 1.2), an accurate estimate of the variance of the objective functions can be obtained with no additional computational cost [24].

Uncertainty can also come from considering market behaviour when launching new products. For example, developing a new vehicle design in a dual-use context (commercial enterprise and government military uses) is affected by uncertainty in market penetration and cannibalization [10].

1.4 Analysis of the Pareto-optimal set

After the optimal solutions have been computed (Pareto-optimal set), the designer can make a choice and select from this set the preferred solution featuring the desired compromise among objective functions.

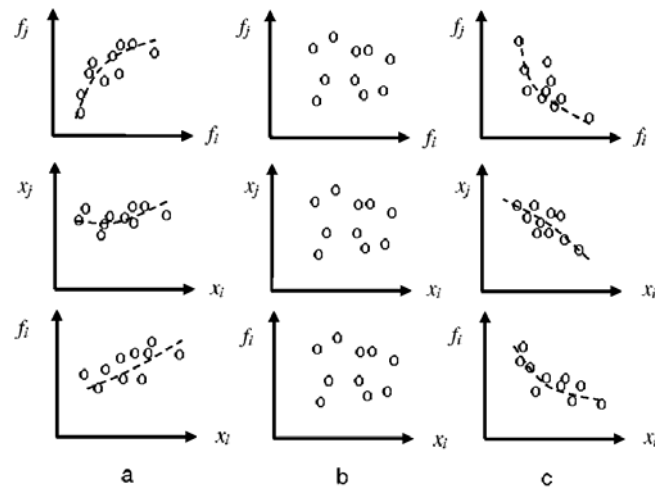


Fig. 2. Relationship between Pareto-optimal objective functions (f_i - f_j), between Pareto-optimal design variables (x_i - x_j), and between objective functions and design variables (f_i - x_i). The values can be either directly correlated (column (a)), uncorrelated (column (b)), or indirectly correlated (column (c)).

This process can be preceded and even accelerated by special analyses allowing the designer to have an insight into the physical phenomena he is trying to analyse. In other words there are some analyses by which the designer may understand the reason why the considered optimal solution requires such a design variable combination. In particular, these analyses may show which is

- the relationship between two objective functions (within the Pareto-optimal set),
- the relationship between design variables (within the Pareto-optimal set),
- which is the relationship between design variables and objective functions (within the Pareto-optimal set).

These different relationships are shown in Fig. 2.

The Spearman rank-order correlation coefficient [78, 67, 33] can be used to assess the above introduced relationships. This rank-order correlation coefficient has proved to be robust in presence of non-linearity or outliers.

1.5 Available commercial software for Engineering Design Optimization

A list of commercial software suitable for solving design optimization problems related to vehicles is given below.

The list is by no means exhaustive. The aim is instead to give to the reader an idea of the wide set of software solutions available on the market nowadays.

- ADAMS/Insight [44] is the optimization tool designed for use within the ADAMS multi-body dynamics simulation environment. The software can use design of experiments techniques in order to define a global approximation of the objective functions (polynomial fit). The optimiser includes several standard nonlinear programming algorithms and allows a multi-objective formulation of the design problem. Some analysis tools can be employed to identify the design variables that most affect the system design.

- FRONTIER [41] has a strong emphasis on multi-objective formulations. A design of experiments module can be used in the preliminary design phase (factorial, Sobol, ...). Linear and non-linear response surfaces for data modelling and approximation can be used (polynomial fitting, neural networks,). Advanced visualization tools are included.

- GENESIS [46] is a structural analysis and optimization software. It integrates various finite element analysis and optimization capabilities. It can also be used as a more general purpose optimiser.

- iSIGHT [47] is a general purpose optimization tool with a large number of alternative algorithms for optimization and building surrogate model functions. It includes ability to solve mixed-discrete problems and to generate Pareto sets. It can also be used to perform probabilistic optimization.

- MATLAB Optimization Toolbox [43] is a general purpose collection of functions for optimization. The toolbox includes nonlinear programming, and multi-objective minimisation algorithms (goal attainment,...). The tool can be integrated with different Toolboxes useful in building surrogate model functions.

- OPTIMUS [45] is a general purpose optimization tool. The software can explore the design space using design of experiments, it includes several standard nonlinear

programming algorithms and state of the art evolutionary algorithms. Special algorithms are available for solving problems including a mixture of continuous and discrete variables. The variation of a design around its optimal value can be evaluated (stochastic variations) with extended six-sigma methods.

- OPTISTRUCT [42] is a finite element-based software for both structural analysis and design optimization. The integrated state-of-the art gradient-based optimization methods allow component size and shape optimization. OptiStruct includes morphing technology to prepare finite element meshes for optimization. Size optimization defines ideal component parameters such as material type, cross section dimensions and thicknesses. Design of experiments capabilities and stochastic studies are included in the HyperStudy tool, which can be directly interfaced to OptiStruct .

- VisualDOC [46] is a general-purpose optimization tool. The software can perform linear, nonlinear, constrained and unconstrained as well as integer, discrete and mixed-discrete optimization. Gradient-based, non-gradient based and response surface approximate optimization algorithms are available. In addition a design of experiments module and probabilistic analysis and design capabilities are included.

2. OPTIMAL DESIGN OF VEHICLES AND SUBSYSTEMS

2.1 Vehicle system dynamics

There is a number of papers addressing the preliminary design of ground vehicle suspension systems (active and/or passive).

The first attempts to design optimally a suspension system appeared in [11, 38, 40, 48, 60, 93] and in a broader sense in [77, 86].

Referring to the tuning of gains of an actively suspended vehicle, analytical formulae seem to have been derived only for simple system models (results reported in [1, 40, 92]), establishing the well-known 'sky-hook' control strategy.

Further studies, using quarter car models, on the optimization of the ride comfort and active safety of road vehicles are presented in [29, 30, 27]. Both passively and actively suspended vehicles have been considered. Optimization of vehicle design variables is often performed using multi-objective programming (MOP) (see Sect. 1.2). Simple analytical formulae for the estimation of ride comfort and active safety of vehicles are derived, and these formulae are used in conjunction with MOP to find the optimal suspension design variables symbolically, ensuring the best compromise among comfort, road holding and working space. In [26, 27] the design variables, i.e., suspension stiffness and damping, are considered as stochastic variables and the vehicle body mass and tyre radial stiffness as stochastic parameters, in order to derive the optimal trade-off solutions in a stochastic framework (see Sect. 1.3).

A basic study on the optimization of the handling behaviour and active safety of road vehicles is presented in [71]. That article demonstrates how the front and rear tyre cornering stiffnesses of a vehicle can be tuned in order to obtain a preferred compromise among the many conflicting performance indices that describe the handling behaviour and active safety. The Pareto-optimal set has been derived in analytical form.

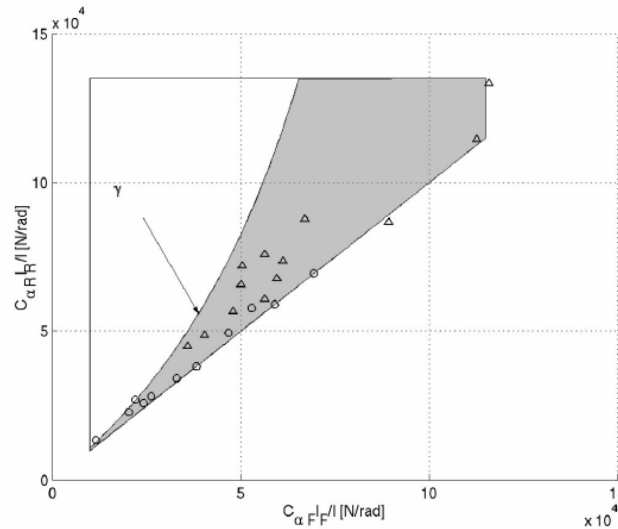


Fig. 3. Pareto-optimal set (grey area) featuring the optimal handling performances of a road vehicle in the design variables domain $C_{\alpha F} / l_F$ and $C_{\alpha R} / l_R$ (from [71, 67]) where $C_{\alpha F/R}$ is the front/rear cornering stiffness, $l_{F/R}$ is the respective distances from the c.g. of the front/rear axles. Experimental data denoted by O were derived from the literature, data denoted by Δ were available to the authors and measured by tire manufacturers. Adapted from [70].

Similar studies in optimizing vehicle handling behaviour over a range of manoeuvres but involving a much greater number of design variables is reported in [25, 33, 65, 71, 72, 82, 84, 85, 90]. See section 2.3 for further details.

In order to design a car effectively, one is often required to tune the entire set of design variables related to tyres, aerodynamics and chassis characteristic (stiffness, damping and kinematics of the suspension system). Such tuning presents good opportunities for effective use of optimization methods.

2.1 Powertrain/internal combustion engine design

Hybrid-electric propulsion systems have been optimised with respect to fuel economy, ride, and mobility targets in [51] by applying a target cascading approach. A method for combined design optimisation and power management of a hybrid propulsion system integrated within a complete vehicle system was proposed in [19]. A Sequential Quadratic Programming (SQP) algorithm with a DOE-based

multi-start technique was used to enhance the chances of achieving the global optimum (see Sect. 1.2).

The design of the synchroniser and selector mechanism of a vehicle gearbox is discussed in [31, 32]. The main aim there is to improve shifting ability during a reference shift action. Fifty-eight variables of the system model were thus tuned. The approach proposed in [31] addresses both the optimisation of nine system performance indices and the reduction of the sensitivity (variance) of the performance indices to stochastic perturbations (see Sect. 1.3). The variances are computed by means of a procedure based on the global approximation of the objective functions (see Sect. 1.2-*Global approximation*).

The use of ATC (see Sect. 1.2-*Optimal design of multilevel systems*) in vehicle transmission design was reported in [4]. ATC was applied to the simulation-based design of a CVT implemented in a mid-sized truck. The overall system was decomposed into three levels of increasing modelling detail, leading to three interconnected multi-criteria optimisation problems. The study highlighted two main issues. First, the development of the co-ordination strategy and appropriate models appeared to be an intricate task that benefits from extensive knowledge of the overall problem. Second, the values of the arbitrary weights defined at all levels had a significant impact on the results and of ATC as a practical and suitable approach.

2.2 I.C. Engine design

A probabilistic formulation of the ATC process has been used in [94, 54, 7] to solve an internal combustion engine design problem. An engine is considered at the top level system, which is then decomposed into subsystems representing the piston-ring/cylinder-liner subassembly of the cylinders. The system model predicts engine performance in terms of brake-specific fuel consumption. The ring/liner subassembly simulation takes as inputs the surface roughness of the ring and the liner (assumed to be normally distributed) and the Young's modulus and hardness and computes power loss due to friction. The engine simulation takes then as input the power loss and computes brake-specific fuel consumption of the engine.

The link between manufacturing process and product performance is studied in order to construct quantifiable criteria for the introduction of new engine technologies and processes in [57]. Cost associated with a new process must be balanced against increases in engine performance. A predictive engine simulation model is used to quantify performance gains due to the new surface finish obtained by means of abrasive flow machining for finishing the inner surfaces of intake manifolds for two engines. Subsequently, economic cost-benefit analysis is used to evaluate manufacturing decisions based on their impact on the firm's profitability.

2.3 Active safety and ride comfort

In [22] a MOP approach using GAs is employed for the design of a multi-link suspension, based on performance indices related to vehicle handling and stability (see Sect. 1.2 - *Evolutionary Algorithms*).

In [72] a procedure is presented for the integrated design (tuning) of tyres and suspensions of a racing car. Proper objective functions are defined after a subjective-objective correlation analysis. Different driving situations (steady state, J-turn, lane-change, power on-off while steering, braking on a bend, passing over a kerb while steering) are optimized with respect to 18 design variables related to the suspension system and the tyre characteristics. A global approximation model (see Sect. 1.2) was used together with a search method based on low discrepancy sequences (see Sect. 1.2 - *Search based on uniformly distributed sequences*). The same approach has been followed in [82, 85, 20] and in [25] for the problem of the chassis design of a production car. In [33] the computation of the Pareto-optimal set is performed, for a similar chassis design problem by using Genetic Algorithms (see Sect. 1.2 - *Evolutionary Algorithms*).

The design of heavy vehicles for good dynamic performance in a variety of scenarios or manoeuvres (from standard test manoeuvres to extreme emergency manoeuvres) is discussed in [6]. The problem is formulated as a multi-criteria, multi-scenario design problem with the goal of finding an optimal vehicle design, which can improve the vehicle dynamic performance in all the considered scenarios simultaneously (lane change, pulse steer, and ramp steer, induced roll-over) A modified Monte-Carlo optimisation technique is used to find the optimal designs.

Analytical target cascading has been used to optimise ride quality and handling performances by considering suspension, tyre, and spring analysis models in [49, 52, 53]. Potential incompatibilities among targets and constraints throughout the entire system can be uncovered and the trade-offs involved in achieving system targets under different design scenarios can be quantified.

The problem of choosing a single solution within a set of Pareto-optimal alternatives is addressed in [56]. Two methods, the k-optimality approach and the more general k- ϵ -optimality method, were considered. These two methods theoretically justify and mathematically define the designer's tendency to choose solutions that are "in the middle" of the Pareto-optimal set. The methods were successfully applied to the optimization of the tyre/suspension system of a car.

An optimization method for the improvement of the dynamic behaviour of railway vehicles is introduced in [62]. A method based on MOP was applied to find the best trade-off between conflicting performance indices, standard deviation of body acceleration vs. standard deviation of the secondary stroke, with respect to variables associated with the secondary suspension.

In [37] a similar multi-objective programming approach was used to optimize wheel and rail profiles to improve both lateral stability, wear of components and curving behaviour of rail vehicles.

2.4 Vehicle system design and lightweight structures

The optimal layout of structural components is discussed in many papers [55, 36, 63, 28, 3, 59]. Given a design domain and boundary conditions, the problem is to find the best structure (light and/or stiff) that can carry the loads. The problem of the definition of the layout of the entire vehicle is addressed in recent papers [36]. Real-coded genetic algorithms (GAs) have been used to solve the multi-objective

optimisation problem employing an elitist search (see Sect. 1.2 - *Genetic Algorithms*).

An efficient way to find good lightweight designs for vehicle structures is to use different tools for structural optimisation [89, 18, 79, 21, 2]. Structural optimisation includes several approaches, e.g. material [2], size, shape and topology optimisation, where size and shape optimisation are used for fixed topologies and for improvements of existing structures. Topology optimisation, however, is a more general optimisation method that can be used in the early conceptual design phase of vehicle development where simplified models often are enough to analyse the structural behaviour. An application of this approach is shown in [20]. Using topology optimisation methods, the most efficient structures can be found in a relatively early stage of the vehicle design process.

The automotive body structure design problem has been considered in [52, 17, 15, 16] by applying a sharing penalty vector method in order to define the product platform, i.e., choose which components to share and design the product family with minimal individual variation from the ideal individually optimized designs.

The analytical target cascading process has been applied also to the optimal design of complete vehicle systems. Novel technologies, such as a hybrid-electric propulsion system, in-hub motors, and variable height suspensions were considered in [51]. Emphasis was given to fuel economy, ride, and mobility characteristics (see Sect. 1.2 - *Optimal design of multilevel systems*).

In [62] a method was presented for the conceptual design of railway passenger vehicles. The aim was to define the layout of vehicles (i.e., length, number of wheelsets, etc.) in order to obtain the lowest possible life cycle cost. GA were used to find the numerical solution to the problem (see Sect. 1.2 - *Evolutionary Algorithms*).

Several decision-making models related to the acquisition process of vehicles that address a range of conflicting concerns, such as customer needs, life cycle costs, new technology and design, budget allocation, competitive bidding, and the ability of contractors to meet market targets are discussed in [9].

2.5 Integration of vehicle electronic controls

A basic study on active suspensions optimisation and integration is given in [30, 95, 1]. As discussed previously, simple analytical formulae for the estimation of ride comfort and active safety of vehicles are derived and used to get the optimal controller gains that offer the best compromise among comfort, road holding, and packaging. In [26, 27] this problem is reformulated considering vehicle body mass and tyre radial stiffness as stochastic parameters in order to derive the optimal trade-off solutions in a stochastic framework (see Sect. 1.3).

Research in several application areas has unveiled a coupling between the plant (design) and control optimization problems. Due to this coupling, optimizing a system's plant and control sequentially does not guarantee system optimality. The results have been demonstrated using a simple combined passive/active car suspension case study in [14].

A method to improve ride and handling of an automobile fitted with four active suspensions (sky hook dampers, active anti-roll bars), active four-wheel steering, and traction control (controlled differential) has been proposed in [65]. The designer is asked to iterate between an innovation stage and a trade-off stage, in order to assess the effectiveness of candidate design issues for the synthesis of new control schemes.

2.6 Comprehensive optimisation example

A simple example is presented in order to show how, with respect to an engineering problem, very general results can be obtained by applying correctly the optimisation procedures introduced above.

The problem is to select the stiffness and damping of a passively suspended vehicle. The vehicle behaviour, while running on a randomly profiled road, is described by means of the well known quarter car vehicle model (see Fig. 4) and the objective is to minimize discomfort (the standard deviation of the acceleration of the body of the vehicle ($\sigma_{\ddot{x}_2}$), road holding (the standard deviation of the force acting between the road and the wheel (σ_{F_z}) and working space (the standard deviation of the relative displacement between the wheel and the vehicle body ($\sigma_{x_2-x_1}$)).

Being (see Fig. 4)

$$q = \frac{m_1}{m_2}, \quad K_x = k_2 \frac{(1+q)^2}{k_1 q}, \quad R_x = r_2 \sqrt{\frac{(1+q)^3}{k_1 m_2 q}}$$

the analytical expressions of the Pareto-optimal set into the (non-dimensional) design variables domain (K_x, R_x) for the three combinations of two objective functions (boundaries of the Pareto-optimal set for the problem with three objective functions, namely $\sigma_{\ddot{x}_2}, \sigma_{F_z}, \sigma_{x_2-x_1}$ have been derived in [29, 27] and they read

$$\begin{aligned} \text{optimal } (\sigma_{\ddot{x}_2}, \sigma_{F_z}) &\quad \rightarrow \quad R_x = \sqrt{(1+q)K_x - qK_x^2} \quad \text{with } 0 \leq K_x \leq 1 \\ \text{optimal } (\sigma_{\ddot{x}_2}, \sigma_{x_2-x_1}) &\quad \rightarrow \quad R_x \geq 0, K_x = 0 \\ \text{optimal } (\sigma_{F_z}, \sigma_{x_2-x_1}) &\quad \rightarrow \quad R_x \geq 1, K_x = 1 \end{aligned}$$

The designer can get a direct insight into the suspension design problem by inspection of the expressions above.

The Pareto-optimal set into the design variable domain (suspension stiffness k_2 and suspension damping r_2) for the $\sigma_{\ddot{x}_2}, \sigma_{F_z}, \sigma_{x_2-x_1}$ problem is the filled area in Fig.

4 (reference vehicle data are reported in [29]). The solutions belonging to the Pareto-optimal set are equally desirable from the designer point of view.

For the selection of the final suspension design solution a $k\epsilon$ -optimality approach, extensively described in [56], has been followed. The result are the design solutions within the subset of the Pareto-optimal set named C (darker area) in Fig. 4. The result seems consistent with the solution selected by very skilled suspensions specialists, after an expensive amount of trials.

The described approach has shown to be very effective when applied to complex design problems, too.

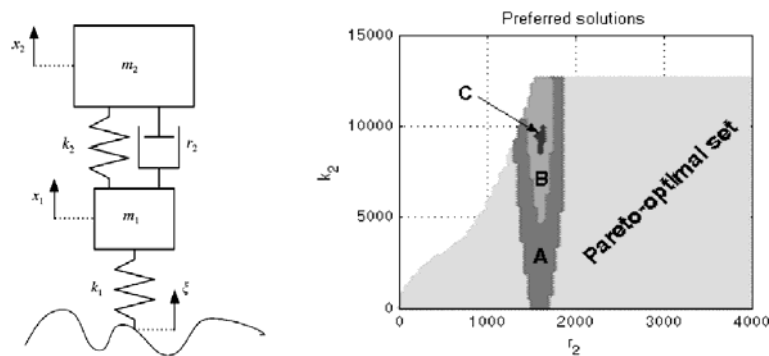


Fig. 4. Pareto-optimal set (filled area) and $k\epsilon$ -optimal solutions [56] for the vehicle passive suspension optimization problem in the design variables space (suspension damping r_2 [Ns/m], suspension stiffness k_2 [N/m]), vehicle data reported in [28].

5. CONCLUSION

The article presented a brief outline of optimal design methods and their applications to vehicle dynamics problems. Successful optimization requires availability of appropriate analysis models and knowledge of the capabilities and limitations of the mathematical optimization techniques. Most of the modern software available for commercial use are capable of supporting such efforts effectively. However, an increased degree of familiarity is required before more complex studies are undertaken. The inclusion of uncertainty in the problem formulations is a relative recent development in the available optimization tools. Although solution robustness is desirable along with optimality, probabilistic optimal design formulations are substantially more computationally intensive than deterministic ones. Similarly, performing full Pareto optimality studies can be very expensive.

Included in the end of this article is a large (even though still partial) list of references that can be used to get a deeper insight into the subject and its potential practical implementations. These include problems in vehicle system dynamics,

powertrain and internal combustion engine design, active safety and ride comfort, vehicle system design, lightweight structures, and controls.

REFERENCES

1. Alleyne, A., and Hedrick, J.K. "Application of nonlinear control theory to electronically controlled suspensions". *Vehicle System Dynamics*, 22, 1993.
2. Ashby, M.F. "Multi-objective optimization in material design and selection", *Acta Materialia*, vol 48, pp. 359-369, 2000.
3. Belegundu, A.D. and Chandrupatla, T.R., *Optimization Concepts and Applications in Engineering*, Prentice Hall, 1999.
4. Blouin, V., G. Fadel, I. Haque, J. Wagner, and H. Samuels, "Continuously Variable Transmission. Design for Optimum Vehicle Performance by Analytical Target Cascading", *International Journal of Heavy Vehicle Design - Special Automotive Research Center Edition*, vol. 11, nos. 3/4, pp. 327-348, 2004.
5. Caballero R, Cerdá E, Muñoz M, Rey L and Stancu-Minasian I M. "Efficient Solution Concepts and their Relations in Stochastic Multiobjective Programming" *Journal of Optimization Theory and Applications*, vol. 110, number 1, 2001
6. Chakarvartula, S., Haque, I., Fadel, G., "A Monte-Carlo Simulation Approach to Heavy Vehicle Design for Good Dynamic Performance in Multiple Scenarios," *International Journal of Heavy Vehicle Systems (IJHVS)*, Vol. 10, No. 1/2, 2003.
7. Chan, K.Y., Kokkolaras, M., Papalambros, P., Skerlos, S. J., and Mourelatos, Z., "Propagation of Uncertainty in Optimal Design of Multilevel Systems: Piston-Ring/Cylinder-Liner Case Study", *Proceedings of SAE World Congress, Detroit, MI, 2004*, paper no. 2004-01-1559.
8. Cheng, F. and Li, D. "Genetic algorithm development for multi-objective optimization of structures". *AIAA Journal*, 36(6), 1998.
9. Cooper, A. B., Georgiopoulos, P., Michalek, J. J., and Papalambros, P. Y., "A simulation-based vehicle design strategy for acquisition and requirements validation", *Proceedings of the SAE World Congress, Detroit, MI, March 8-11, 2004*.
10. Cooper, A. B., Kokkolaras, M., and Papalambros, P. Y., "A dual-use enterprise context for vehicle design and technology valuation", *Proceedings of the Society of Automotive Engineers World Congress, Detroit, MI, March 8-11, 2004*, SAE paper 2004-01-1588.
11. Dahlberg, T., "An optimized speed-controlled suspension of a 2-DOF vehicle travelling on a randomly profiled road", *Journal of Sound and Vibration*, vol. 62, 1979
12. Davis, L. "The Handbook of Genetic Algorithms". Van Nostrand Reinhold, New York, 1991.
13. Deb, K., "A Fast and Elitist Multiobjective Genetic Algorithm: NSGA-II", *IEEE transactions on Evolutionary Computation*, Vol.6, No. 2, pp.182-197, 2002.
14. Fathy, H., Papalambros, P., and Ulsoy, A. "Integrated Plant, Observer, and Controller Optimization with Application to combined passive/active Suspension" *Proceedings of the 2003 ASME Mechanical Engineering Congress and Exposition Washington, DC, USA, November 15-21, 2003*.
15. Fellini R., Papalambros P.Y., and Weber T., "Application of a Product Platform Design Process to Automotive Powertrains," *Proceedings of the 8th AIAA/NASA/USAF/ISSMO Symposium on Multidisciplinary Analysis and Optimization*, Paper No. 4849, Long Beach, CA, 2000.
16. Fellini, R. et Al. "A Sensitivity-based Commonality Strategy for Family Products of Mild Variations, with application to automotive body structures" *9th AIAA/ISSMO Symposium on Multidisciplinary Analysis and Optimization*, 4-6 September 2002 (AIAA 2002-5610).
17. Fellini, R., Kokkolaras, M., and Papalambros, P., "Quantitative Platform Selection in Optimal Design of Product Families, with Application to Automotive Engine Design ", To appear in *Journal of Engineering Design*, 2004.
18. Fenyés, P. A., Donndelinger, J., Bourassa, J., "A New System for Multidisciplinary Analysis and Optimization of Vehicle Architectures", *AIAA paper, AIAA-2002-5509*, 2002.
19. Filipi, Z. et Al. "Combined optimisation of design and power management of the hydraulic hybrid propulsion system for the 6 × 6 medium" *Int. J. of Heavy Vehicle Systems*, Vol. 11, Nos 3/4, 2004.
20. Fredricson H. "Property Optimization of Vehicle Body Structure Elements using Simplified Models". *Proc. of the WCSMO-5, Lido di Jesolo, May 2003*.

21. Fredricson, H., Johansen, T., Klarbring A., Petersson, J. "Topology optimization of frame structures with flexible joints" *Journal of Structural and Multidisciplinary Optimization*, vol.3 , 2003.
22. Fujita, K., et Al.: Design Optimization of a Multilink Suspension System for Total Vehicle Handling and Stability. Proc. of the 7th AIAA/USAF/NASA/ISSMO Symposium on Multidisciplinary Analysis and Optimization, St. Louis, 1998.
23. Gobbi M. and Mastinu, G., "Global Approximation: Performance Comparison of Different Methods, with an Application to Road Vehicle System Engineering", in "Innovation in Vehicle Design and Development", (I. Haque et al. Eds.), DE-Vol. 101, ASME, pp. 15-24. New York, 1999.
24. Gobbi, M. and Mastinu, G. "Stochastic Multi-Objective Optimisation for the Design of Vehicle Systems". Proc. of the WCSMO5 International Conference, Lido di Jesolo, May, 2003.
25. Gobbi, M. et Al. "Optimal & Robust Design of a Road Vehicle Suspension System". *Vehicle System Dynamics Supplement* 33, pp. 3-22. 1999.
26. Gobbi, M., Levi, F., Mastinu, G., "Multi Objective Robust Design of the Suspension System of Road Vehicles", *Vehicle System Dynamics Supplement* 41:537-546 , 2004.
27. Gobbi, M., Levi, F., Mastinu, G., "Optimal and Robust Design of a Road Vehicle Suspension System", to appear on the *Journal of Sound and Vibration*, 2005.
28. Gobbi, M., Mastinu, G., "On the optimal design of composite material tubular helical springs ", *Meccanica*, vol. 304, 2001
29. Gobbi, M., Mastinu, G., "Symbolic description and optimisation of the dynamic behaviour of vehicles running on rough road ", *Journal of Sound and Vibration*, Vol. 245, No. 3, August, 2001.
30. Gobbi, M., Mastinu, G., "Symbolical multi-objective optimisation of the dynamic behaviour of actively suspended road vehicles", *Int. Journal of Vehicle Design*, Vol. 28, Nos. 1/2/3, 2002
31. Gobbi, M., Mastinu, G., Caudano, M., "Stochastic Multi-objective Optimisation of a Gearbox Synchroniser and Selector Mechanism", *Proceedings of the ASME IMECE 2003*, Volume 2, November, 2003, Washington, D.C. USA, ISBN 0-7918-4664-4
32. Gobbi, M., Mastinu, G., D'Orazio, A., Caudano, M., Faustini, G., "On the Optimisation of a Double Cone Synchroniser for Improved Manual Transmission Shiftability" *Advanced Vehicle Technologies DE Vol. 103 ASME 2002* (ISBN 0-7918-1692-3)
33. Gobbi, M., Mastinu, G., Doniselli, C., "Optimising a car chassis", *Vehicle System Dynamics*, vol.32, no.2-3, 1999, pp. 149-170.
34. Goldberg, D. *Genetic Algorithms in Search, Optimization, and Machine Learning*. Addison-Wesley, 1989.
35. Grierson, D.E. and Hajela, P. editors. *Emergent Computing Methods in Engineering Design. Applications of Genetic Algorithms and Neural Networks*. Springer Verlag , 1996.
36. Hamza, K., Hossoy, I., Reyes-Luna, J. F., and Papalambros, P. Y., "Combined Maximization of Interior Comfort and Frontal Crashworthiness in Preliminary Vehicle Design", *International Journal of Vehicle Design*, Vol. 35, No. 3, 2004, pp. 167-185.
37. Haque, I., Latimer, D., and E.H. Law, "Computer-Aided Wheel Profile Design for Railway Vehicles," *ASME Journal of Engineering for Industry*, Vol. 111, pg. 288, August , 1989.
38. Hedrick, J.K. *Introduction to Active Suspensions*. CCG Course on Control of Vehicle Ride and handling , July 1990.
39. Holland, J. *Adaptation in Natural and Artificial Systems*. The University of Michigan Press, Ann Arbor, 1975.
40. Hrovat, D. "Applications of optimal control to advanced automotive suspension design". *Transactions of the ASME, Journal of Dynamic Systems, Measurement, and Control* 115, June 1993.
41. <http://frontier.enginsoft.it/> (15/04/2005).
42. <http://www.altair.com/> (15/04/2005).
43. <http://www.mathworks.com/> (15/04/2005).
44. <http://www.mscsoftware.com/> (15/04/2005).
45. <http://www.noesis.be/> (15/04/2005).
46. <http://www.vrand.com/> (15/04/2005).
47. <http://www.engineous.com/> (15/04/2005).
48. Karnopp, D., and Trikha, A.. "Comparative Study of Optimization Techniques for Shock and Vibration Isolation" *Transaction of the ASME, Journal of Engineering for Industry* 91, 4, 1969.
49. Kim, H., Rideout D., Papalambros, P., Stein, J. "Analytical Target Cascading in Automotive Vehicle Design", *Journal of Mechanical Design*, Vol. 125, pag. 481, September 2003.
50. Kirkpatrick, S., Gelatt, C.D., Vecchi, M.P. "Optimization by Simulated Annealing". *Science* 13, 1983, volume 220, number 4598.

51. Kokkolaras, M. et Al. "Simulation-based optimal design of heavy trucks by model-based decomposition: An extensive analytical target cascading case study". *Int. J. of Heavy Vehicle Systems*, Vol. 11, Nos 3/4, 2004.
52. Kokkolaras, M., Fellini, r., Kim, H.M., Michelena, N.F. and Papalambros, P.Y. "Extension of the target cascading formulation to the design of product families". *Journal of Structural and Multidisciplinary Optimization*, 24(4):293–301, 2002.
53. Kokkolaras, M., Mourelatos, Z. P., and Papalambros, P. Y., "Design Optimization of Hierarchically Decomposed Multilevel System under Uncertainty", *Proceedings of the ASME 2004 Design Engineering Technical Conferences*, Salt Lake City, Utah, September 28 - October 2, 2004, DETC2004/DAC-57357.
54. Kokkolaras, M., Mourelatos, Z.P., and Papalambros P.Y., "Design Optimization of Hierarchically Decomposed Multilevel Systems under Uncertainty", *Proceedings of 2004 ASME Design Engineering Technical Conferences: 30th Design Automation Conference*, Salt Lake City, UT, 2004, paper no. DETC2004/DAC57357.
55. Levi, F., Gobbi, M. and Mastinu, G., "An application of multi-objective stochastic optimisation to structural design", *Structural and Multidisciplinary Optimization*, Springer-Verlag, No. 10, 2004, DOI: 10.1007/s00158-004-0456-2.
56. Levi, F., Gobbi, M., Mastinu, G., Farina, M., "Multi-Objective design and selection of one optimal solution", *Proc. of the ASME IMECE 2004 Int. Conference*, Anaheim, Nov 2004.
57. Li, Z., Georgiopoulos, P., Papalambros, P. Y., Filipi, Z., Wu, G., and Yang, X., "Model Based Analysis of Performance-Cost Tradeoffs for Engine Manifold Surface Finishing", *Proceedings of the Society of Automotive Engineers World Congress*, Detroit, MI, March 8-11, 2004, SAE papaer 2004-01-1561.
58. Li, Z., Kokkolaras, M., Jung, D., Papalambros, P. Y., and Assanis, D. N., "An Optimization Study of Manufacturing Variation Effects on Diesel Injector Design with Emphasis on Emissions", *Proceedings of the SAE World Congress*, Dearborn, MI, March 8-11, 2004, SAE paper 2004-01-1560.
59. Longo, R., Anedda, G., Testa, M. "Integrated Multibody Structural Optimization for Car Suspension Design" *Proc. of the TCN CAE 2003 International Conference*, Cagliari, 2003.
60. Mastinu, G. "Automotive Suspension Design by Multiple Objective Programming" *Proceedings of the International Symposium on "Advanced Vehicle Control" (AVEC'94)*, JSAE, Tsukuba, Japan, 1994, pp. 73-78.
61. Mastinu, G. and Gobbi, M. "Advances in the optimal design of mechanical systems". Course coordinated by CISM (International Centre for Mechanical Sciences), web: www.europeindia.org, Birla Science Centre, Hyderabad, 1999.
62. Mastinu, G., Gobbi, M., "On the optimal design of railway passenger vehicles", *Proceedings Institution of mechanical engineers Part F, Journal of rail and rapid transit*, Vol. 215; Part 2.
63. Mastinu, G., Gobbi, M., Bon, A. "A railway wheelset optimally designed for cold press fitting", *JSME International Journal, Serie C*, Vol. 47, No. 2, 2004.
64. Mastinu, G., Gobbi, M., Pace, G., "Analytical formulae for the design of railway vehicle suspension system", *Proceedings Institution of mechanical engineers Part C, Journal of mechanical engineering science*, Vol 215; Part 6, 2001.
65. Mastinu, G., *Integrated Controls and Interactive Multiple Objective Programming for the Improvement of Ride and Handling of Road Vehicles*. In Pawelussen, J.P., Pacejka, H. (Ed.) 'Smart Vehicles' Swets & Zeitlinger, Lisse, The Netherlands, 1995
66. Mastinu, M. Gobbi, M., Mimini, M. "A Parameter Identification Method for Road Accidents Reconstruction" *Proceedings of ASME IMECE 2003*, Volume 2, Novembre, 2003, Washington, D.C. USA, ISBN 0-7918-4664-4.
67. Mastinu, M. Gobbi, M., Miano C., *Optimal Design of Complex Mechanical Systems with Applications to Vehicle Engineering*. Monograph (2004). To be published.
68. Metropolis, N. and Rosenbluth, A. and Rosenbluth, R. and Teller, A. and Teller, E. "Equation of state calculations by fast computing machines" *Journal of Chemical Physics*, 21 pag.1087-1092, 1953.
69. Matusov, J.B., *Multicriteria Optimisation and Engineering*, Chapman & Hall, New York, 1995.
70. Miano, C., Gobbi, M. and Mastinu, G. "A tutorial on present and future applications of global approximation issues with application to vehicle design problems". In DE-Vol. 112 *Advanced Vehicle Technologies*. ASME, 2001.
71. Miano, C., Gobbi, M., Mastinu, G., "Multi-Objective Optimization of the Handling Performances of a Road Vehicle: A Fundamental Study on Tire Selection", *ASME Journal of Mechanical Design*, July 2004, Vol. 126 pag. 687.

72. Miano, C., Gobbi, M., Mastinu, G., Cesarini, R., "On the integrated design of the tyre-suspension system of a racing car", in "Advanced vehicle technologies", (I. Haque et al. Eds.), ASME Publication, DE-vol. 106, New York, 2000
73. Miano, C., Optimization methods of complex mechanical system with particular reference to ground vehicles (In Italian). PhD thesis, Politecnico di Milano, 2003.
74. Michelena, N.F. and Papalambros, P.Y. "A Hypergraph Framework for Optimal Model-Based Decomposition of Design Problems". *Journal of Computational Optimization and Applications*, 2, Volume 8, 1997.
75. Michelena, N.F., Park, H., and Papalambros, P.Y. "Convergence properties of analytical target cascading". *AIAA Journal*, 41(5):897-905, May 2003.
76. Miettinen, K., *Nonlinear Multiobjective Optimization*, Kluwer Academic Publishers, Boston, 1999.
77. Mitschke, M. *Dynamik der Kraftfahrzeuge*. Springer Verlag, Berlin, 1990.
78. Ng, W.Y. *Interactive Multi-Objective Programming as a framework for Computer Aided Control Systems Design*. Springer Vlg, Berlin, 1989.
79. Nishiwaki, S., Nishigaki, H., Tsurumi, Y., Kojima, Y., Kikuchi, N., *First Order Analysis – New CAE Tool for Automotive Body Designers*, SAE paper, 2001-01-0768, 2001.
80. Papalambros, P.P. and Wilde, D.J., *Principles of Optimal Design: Modeling and Computation*, Cambridge University Press, New York, 2000.
81. Pardalos, P.M., Resende, M., Pardalos, P., *Handbook of Applied Optimization*. Oxford University Press, 2002.
82. Scarlat, G., Haque, I., Fadel, G. and Schuller, J., "A Modified Monte-Carlo Approach To Simulation-Based Vehicle Design With Multiple Objectives And Multiple Scenarios," *Proc of the SAE World Congress*, 2002
83. Schäffer, J., *Some Experiments in Machine Learning Using Vector Evaluated Genetic Algorithms*. PhD thesis, Vanderbilt University, Nashville, 1984.
84. Schuller, J., Haque, I. and Fadel, G., "Methods for Simulation-Based Optimization of Vehicle Handling Behavior," *Advanced Vehicle Technologies*, I. Haque and M. El-Gindy, Editors, November, 2000.
85. Schuller, J., Imtiaz Haque, and Marc Eckel, "An Approach for Optimisation of Vehicle Handling Behaviour in Simulation," *Dynamics of Vehicles on Roads and Tracks, Supplement to Vehicle System Dynamics*, August, 2001.
86. Sharp, R.S. and Crolla, D.A. "Road Vehicle suspension system design – a review". *Vehicle System Dynamics*, 16, 1987.
87. Siddal J N. "A New Approach to Probability in Engineering Design and Optimization". *ASME J. of Mechanisms, Transmissions, and Automation in Design*, 1984, 106:5-10
88. Srinivas, N. and Deb., K. "Multiobjective optimization using nondominated sorting in genetic algorithms". *Evolutionary Computation*, (2(3)), 1994.
89. Suh, M.-W., Le, J.-H., Cho, K.-Y. and Kim, S.-I., "Section property method and section shape method for the optimum design of a vehicle body structure", *Int. Journal of Vehicle Design*, Vol. 30, 2002.
90. Tangella, C., "Simulated Annealing as an Optimization Tool for Multi-Criteria, Multi-Scenario Optimization," MS Thesis, Clemson University, May 2003.
91. Tezuka, D. *Uniform Random numbers: Theory and Practice*. Kluwer Academic publishers, 1995.
92. Thompson, A. "An active suspension with optimal linear state feedback". *Vehicle System Dynamics*, no. 5, 1976.
93. Thompson, A. "Suspension design for optimum road-holding". SAE Paper 830663, 1983.
94. Youn B.D. et Al. "Techniques for Estimating Uncertainty Propagation in Probabilistic Design of Multilevel Systems". 10th AIAA/ISSMO Multidisciplinary Analysis and Optimization Conference 30 August - 1 September, Albany, New York (AIAA 2004-4470), 2004.
95. Zaremba, A., Hampo, R., and Hrovat, D. "Optimal active suspension design using constrained optimization". *Journal of Sound and Vibration*, vol. 207, no. 3, 1997.